

# GN 726.2 | Knurled control knobs

with graduated flange, aluminium



- 1
- 2
- 3
- 4
- 5
- 6
- 7
- 8
- 9
- 10
- 11
- 12
- 13
- 14
- 15
- 16
- 17
- 18

## MATERIAL

Knurled aluminium profile, anodised, black colour.

## CAP

Acetal resin based (POM) technopolymer, light-grey colour.

## FLANGE

Polyamide based (PA) technopolymer.

## STANDARD EXECUTIONS

H8 reamed hole. Assembly by means of a supplied stainless steel transversal grub screw with hexagon socket.

- **GN 726.2-A:** flange with triangular index.
  - **GN 726.2-B:** plain flange.
  - **GN 726.2-S:** flange with standard graduation, 20 marks, numbering from 0 to 9 increases as the knob is turned clockwise.
- Laser-engraved precision graduations.

## SPECIAL EXECUTIONS ON REQUEST

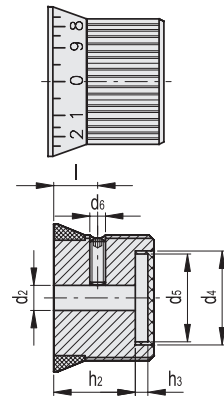
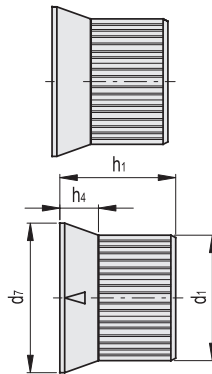
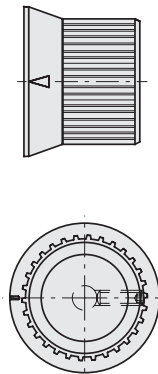
- Different graduations (see page 703).
- On the surface of the cap words, marks, graphic symbols, etc...can be tampoprinted in colours.



GN 726.2-A

GN 726.2-B

GN 726.2-S



Conversion Table	
1 mm = 0.039 inch	
d1	
mm	inch
22	0.87
27	1.06
34	1.34
42	1.65

## GN 726.2-A

Code	Description	d1	d2 H8	d6	d4	d5	d7	l	h1	h2	h3	h4	△
GN.30481	GN 726.2-22-B5-A-1	22	5	M4	16	14	27.5	12.5	22	16	4.3	8	20
GN.30501	GN 726.2-27-B6-A-1	27	6	M4	20	18	33.5	14	26	20	4.3	9	36
GN.30511	GN 726.2-34-B6-A-1	34	6	M5	25	23	41	15	30	24	4.2	10	64
GN.30521	GN 726.2-34-B8-A-1	34	8	M5	25	23	41	15	30	24	4.2	10	63
GN.30531	GN 726.2-42-B8-A-1	42	8	M5	32	30	50	16	34	28	4	11	109
GN.30541	GN 726.2-42-B10-A-1	42	10	M5	32	30	50	16	34	28	4	11	110

## GN 726.2-B

Code	Description	d1	d2 H8	d6	d4	d5	d7	l	h1	h2	h3	h4	△
GN.30483	GN 726.2-22-B5-B-1	22	5	M4	16	14	27.5	12.5	22	16	4.3	8	20
GN.30503	GN 726.2-27-B6-B-1	27	6	M4	20	18	33.5	14	26	20	4.3	9	36
GN.30513	GN 726.2-34-B6-B-1	34	6	M5	25	23	41	15	30	24	4.2	10	64
GN.30523	GN 726.2-34-B8-B-1	34	8	M5	25	23	41	15	30	24	4.2	10	63
GN.30533	GN 726.2-42-B8-B-1	42	8	M5	32	30	50	16	34	28	4	11	109
GN.30543	GN 726.2-42-B10-B-1	42	10	M5	32	30	50	16	34	28	4	11	110

## GN 726.2-S

Code	Description	d1	d2 H8	d6	d4	d5	d7	l	h1	h2	h3	h4	△
GN.30486	GN 726.2-22-B5-S-1	22	5	M4	16	14	27.5	12.5	22	16	4.3	8	20
GN.30506	GN 726.2-27-B6-S-1	27	6	M4	20	18	33.5	14	26	20	4.3	9	36
GN.30516	GN 726.2-34-B6-S-1	34	6	M5	25	23	41	15	30	24	4.2	10	64
GN.30526	GN 726.2-34-B8-S-1	34	8	M5	25	23	41	15	30	24	4.2	10	63
GN.30536	GN 726.2-42-B8-S-1	42	8	M5	32	30	50	16	34	28	4	11	109
GN.30546	GN 726.2-42-B10-S-1	42	10	M5	32	30	50	16	34	28	4	11	110

